

Financial Summary

Audit conducted by Han Group LLC

REVENUES

\$2,810,407 — CONTRIBUTED REVENUE

\$3,206,130 — EARNED REVENUE

\$6,016,537 — TOTAL REVENUE

EXPENSES

\$5,374,114 — PROGRAM EXPENSES

\$1,370,646 — FUNDRAISING & MANAGEMENT EXPENSES

\$6,744,760 — TOTAL EXPENSES

NET INCOME

(\$728,223) — NET INCOME

A NOTE FROM JASON



Jason Najjoum, Managing Director

Imagination Stage's financial performance in FY23 was strong among peer organizations. We continued to steward our pandemic relief funding to manage a multi-year recovery while attracting theatre audiences and students back to our core programs and seeing solid growth in our DC-based initiatives.

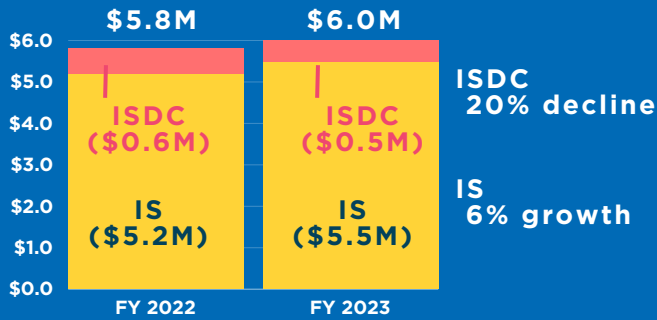
Overall revenues raised to \$6.0M, a 3% increase over FY22 levels, which had included \$1.5M in one-time pandemic relief funding. With strategic investments in additional camp capacity and a full season of in-person productions, our earned revenue increased by 40%, reaching \$3.2M, which made up for this loss of nonrecurring revenue.

Driven by record inflation, expenses reached an all-time high of \$6.5M. We ended the year with a 5% deficit (excluding depreciation) funded by our cash reserves.

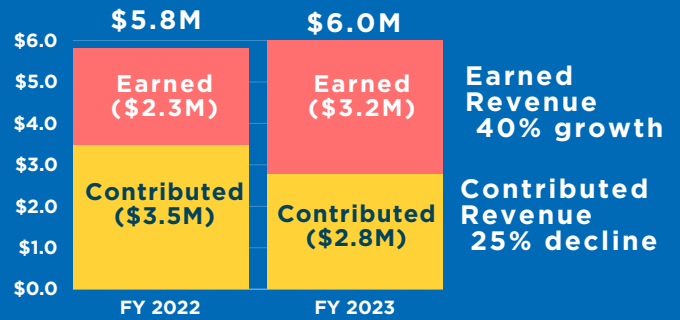
We continue to operate with the highest standards of financial controls and asset management as responsible stewards of the financial resources our community provides. We're so grateful for the extraordinary support of the DMV community!

2023 Revenue

BY LOCATION*

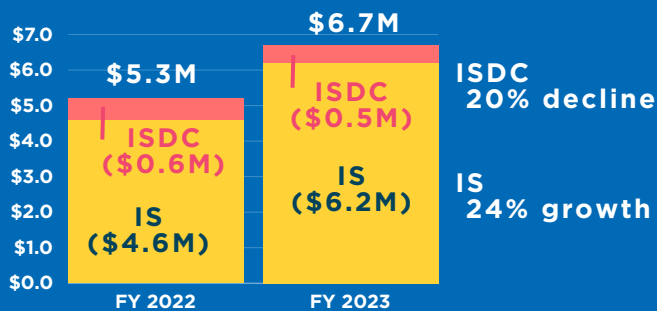


BY TYPE

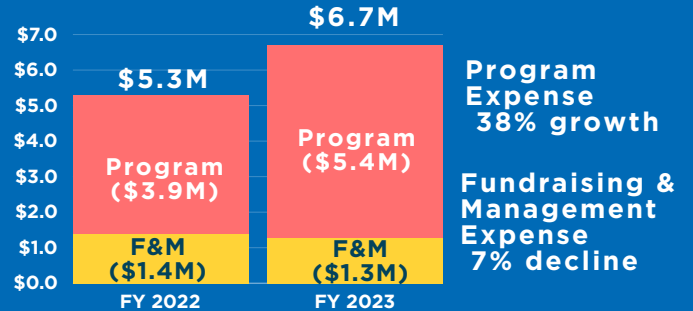


2023 Expenses

BY LOCATION*

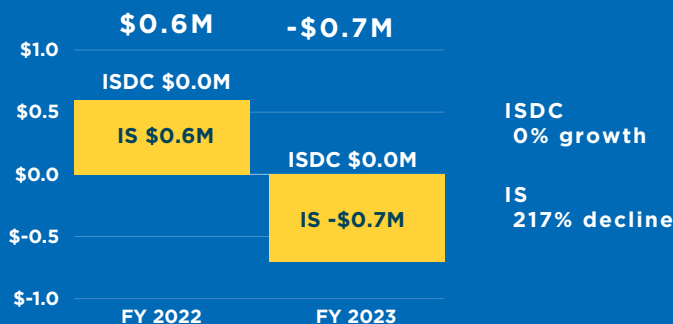


BY TYPE



2023 Net Income

BY LOCATION



• IS = Imagination Stage
ISDC = Imagination Stage of Washington, DC



Imagination Stage

501(c)(3) organization – EIN: 52-1164889
4908 Auburn Avenue, Bethesda, MD 20814

Imagination Stage of Washington, DC

501(c)(3) organization – EIN: 47-1851625
1333 H St NE, Washington, DC 20002

imaginationstage.org | info@imaginationstage.org | 301-961-6060

Platinum
Transparency
2023

Candid.